

Paper Jasmine Garland Craft Supply List

8.5 x 11 inch paper for base (cardstock is best, but construction paper is okay, too) - one sheet makes two garlands

Two sheets of white and ½ sheet of red tissue paper cut into small squares (2 inches by 2 inches)


Green cardstock or construction paper - for leaves (since you don't need much, you could just color white paper with green crayon or marker and cut out eight leaves)

Glue


Scissors to cut base shape out and to cut tissue paper

Optional perfume to spray on finished garland


Base



Base



Leaves



Leaves

